

# Product data sheet

## Miniature connectors



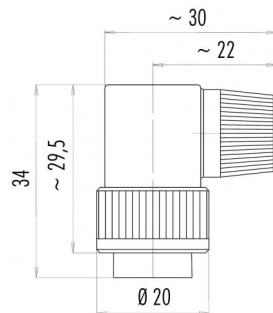
Product description **Bayonet male angled connector, Contacts: 7, 4.0 - 6.0 mm, shielding is not possible, solder, IP40**

Area **Bayonet series 678**  
Order number **99 0621 70 07**

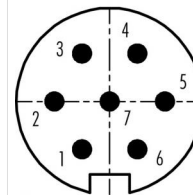
### Illustration



### Scale drawing



### Contact arrangement (Plug-in side)



|   | X     | Y     |
|---|-------|-------|
| 1 | -1,75 | -3,03 |
| 2 | -3,50 | 0,00  |
| 3 | -1,75 | 3,03  |
| 4 | 1,75  | 3,03  |
| 5 | 3,50  | 0,00  |
| 6 | 1,75  | -3,03 |
| 7 | 0,00  | 0,00  |

You can find the component part drawing on the next page.

## Technical data

### General values

|                          |                           |
|--------------------------|---------------------------|
| Connector design         | male angled connector     |
| Connector locking system | Bayonet                   |
| Termination              | solder                    |
| Wire gauge (mm)          | max. 0.75 mm <sup>2</sup> |
| Wire gauge (AWG)         | max. 18                   |
| Cable outlet             | 4.0 - 6.0 mm              |
| Upper limit temperature  | 85 °C                     |
| Lower limit temperature  | - 40 °C                   |
| Customs tariff number    | 85369010                  |
| Packaging Unit           | 50                        |

### Electrical values

|                           |                           |
|---------------------------|---------------------------|
| Rated current (40 °C)     | 5 A                       |
| Rated voltage             | 125 V                     |
| Rated impulse voltage     | 800 V                     |
| Pollution degree          | 1                         |
| Overvoltage category      | I                         |
| Insulating material group | III                       |
| Insulation resistance     | ≥ 10 <sup>10</sup> Ω      |
| EMC compliance            | shielding is not possible |
| Degree of protection      | IP40                      |
| Mechanical operation      | > 500 Mating cycles       |

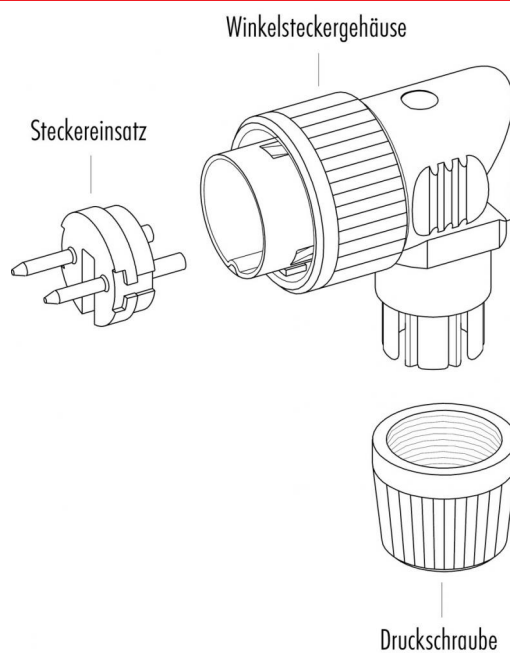
### Material

|                       |                      |
|-----------------------|----------------------|
| Contact material      | CuZn (brass)         |
| Contact plating       | Ag (silver)          |
| Contact body material | PBT (UL94 V-0)       |
| Housing material      | PA                   |
| REACH SVHC            | CAS 7439-92-1 (Lead) |

Product description **Bayonet male angled connector, Contacts: 7, 4.0 - 6.0 mm, shielding is not possible, solder, IP40**

Area **Bayonet series 678**  
Order number **99 0621 70 07**

### Component part drawing



|                     |  |
|---------------------|--|
| Product description | <b>Bayonet male angled connector, Contacts: 7, 4.0 - 6.0 mm, shielding is not possible, solder, IP40</b> |
| Area                | <b>Bayonet series 678</b>  |
| Order number        | <b>99 0621 70 07</b>   |

## Security notices

The connector must not be connected or separated under load. Non-observance and incorrect use can result in personal injury.

The connectors are designed for use in plant, control system and electrical equipment. The end user is responsible for checking whether the connectors are suitable for use in other applications.

Connectors used in electrical circuits containing hazardous life parts must only be assembled and used by or under the supervision of persons with the requisite electrotechnical training, taking the applicable regulations and standards into account.